

News, current issues

- News: NHIF: average funding is abolished >>
- News: Minister of State for Health: change of system, new financing system in the health sector >>
- News: What causes the drug shortage and when will it end? >>

Macro approach to financing healthcare and medicinal products

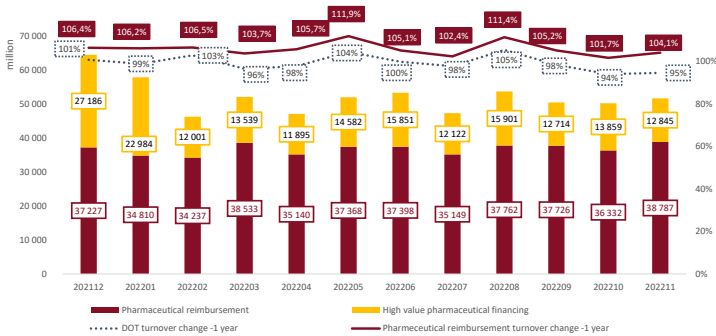
Balance of the Health Insurance Fund, November 2022

Standard	7 298 M	2,9%
Indication based reimb.	13 430 M	6,8%
Indication based 100% reimb.	14 941 M	-7,3%
NPP	3 119 M	2,3%
High value	12 845 M	5,2%
Pharmacy	38 787 M	8,6%
Total	51 632 M	8,8%

Source: Healthware analysis based on NHIFA data

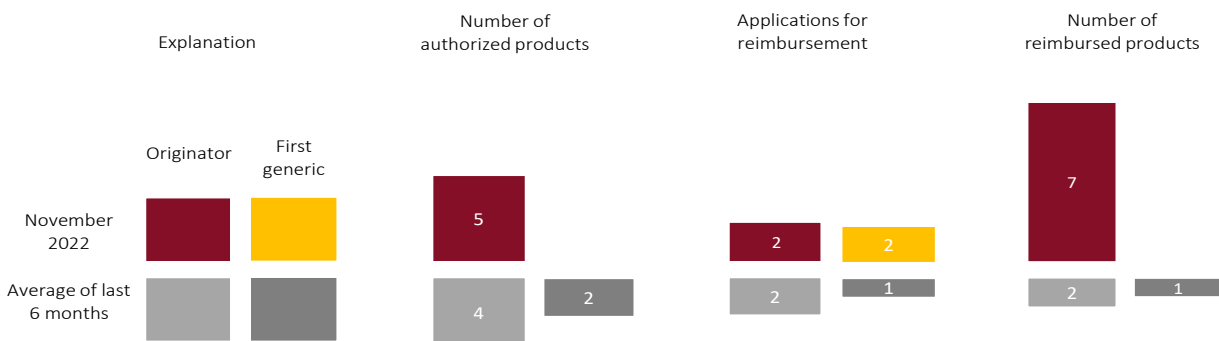
Dynamics of the sales/circulation of prescription-only-medicine

Pharmacy DOT turnover



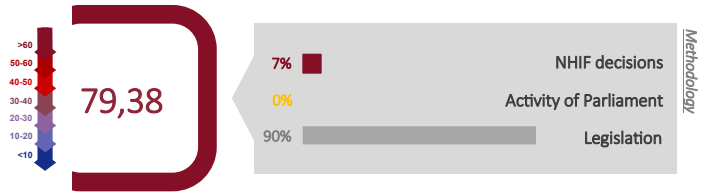
Source: Healthware analysis based on NHIFA data

Changes to subsidized medicinal product categories, November 2022



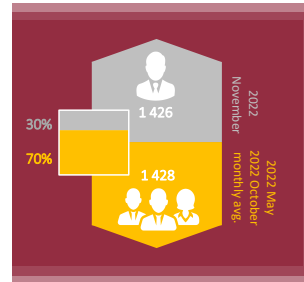
Source: Healthware analysis based on NHIFA data

Decision-making index, November 2022



Methodology

Average number of medical sales reps



Share of doctors and others

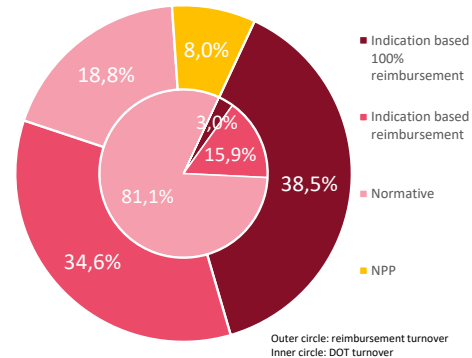
Source: NHIFA data, Healthware analysis

Deviation from the target

26 421 M	
398 885 M	110 150 M
outturn (expenditure)	outturn (revenue)

Source: Healthware analysis based on NHIFA data

Pharmacy reimbursement turnover



* The value of social welfare prescriptions is shown under the relevant title

Source: Healthware analysis based on NHIFA data

Product offering

Legislation follow up

In the recent years Hungarian pharmaceutical market is characterized by rapidly changing and growing number of regulation instruments, as well as constant system transformations. Healthware Regulatory Compliance is a service in order to support companies with up-to date and comprehensive information in this complex legal environment.

In the framework of regulatory compliance service, immediate alerts may be sent in the form of e-mails about the relevant legal changes along with a report in order to compare the previous state with the amended one and an interpretation, in an intelligible form.

More about the services: [link](#)

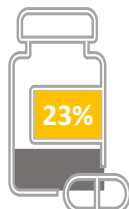
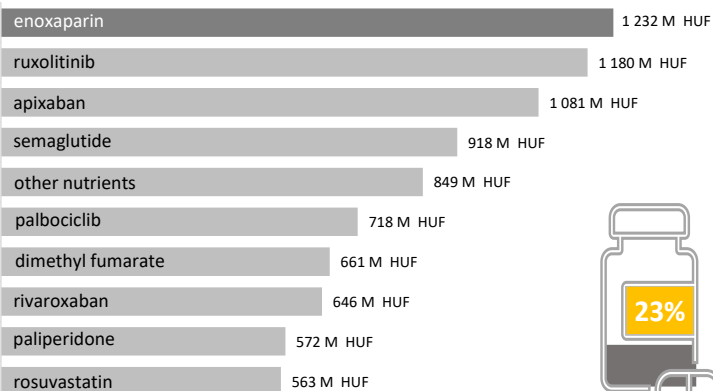


Subscribe

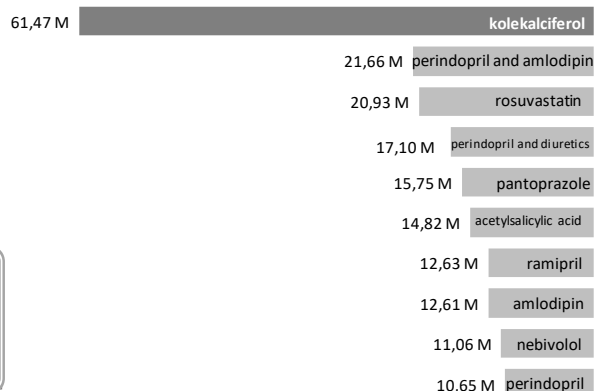
You can unsubscribe from the newsletter by sending an e-mail to jroda@healthware.hu

Toplists of reimbursement and number of patients, November 2022

TOP 10 ATCs by all reimbursement paid



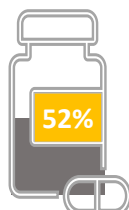
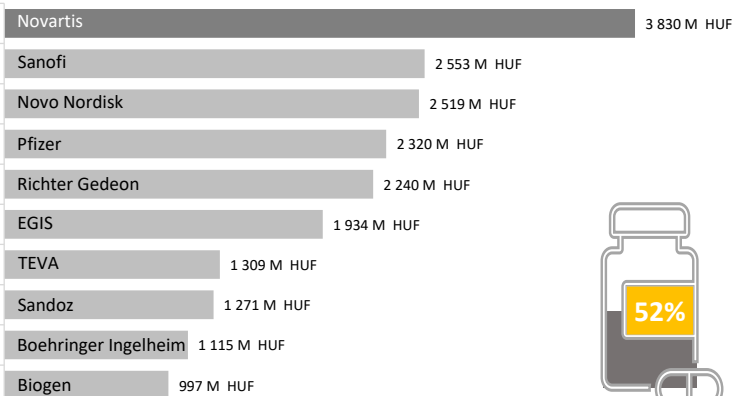
TOP 10 DOT by all reimbursement paid



Source: Pharmacy turnover data, Healthware analysis

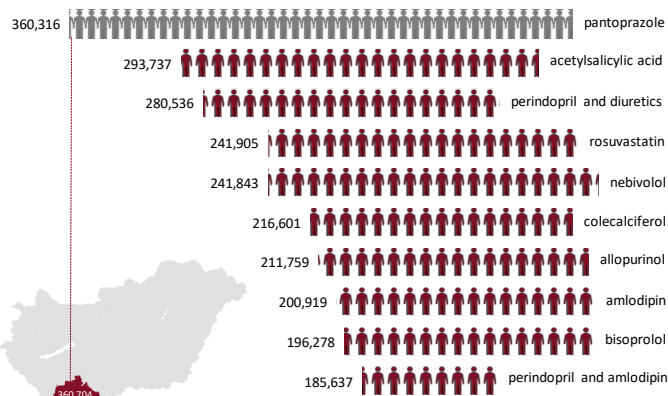
Source: Pharmacy turnover data, Healthware analysis

TOP 10 distributors by all reimbursement paid



Source: Pharmacy turnover data, Healthware analysis

TOP 10 patient turnover by all reimbursement paid

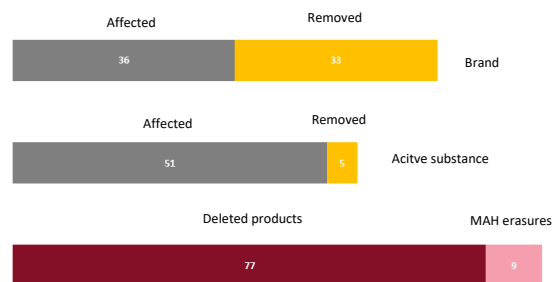


Source: Pharmacy turnover data, Healthware analysis

Deleted products, November 2022

Within product deletions, marketing authorization (MAH) erasures were distinguished.

We also examined the active substances and brands affected in the procedure. These were divided into two groups according to whether the brand or active substance was completely removed from the formulary or whether there remained (affected) at least one product that belonged to the active substance or brand.

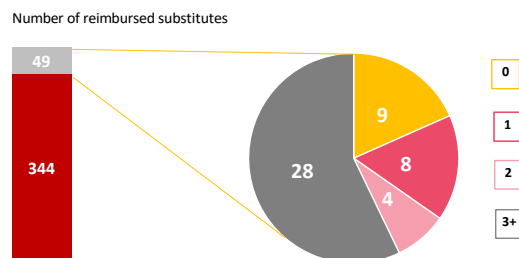


Source: Pharmacy turnover data, Healthware analysis

Product shortages

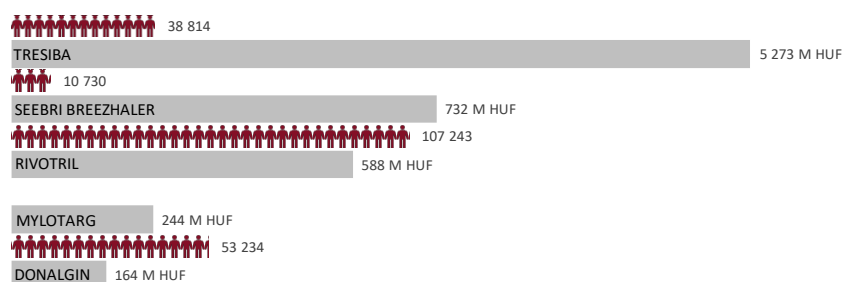
The graph shows the distribution of the reimbursed product shortage list. 344 products had been on the list before November 2022, compared to 49 new product added to the list in the month under review.

The 49 newly listed products were grouped according to the number of reimbursed substitutes. Based on this criterion, 4 groups were formed: products with 3 or more, exactly 2, exactly 1 and 0 reimbursed substitutes.



Source: Pharmacy turnover data, Healthware analysis

Product shortage—Turnover data for preparations without a substitute*



*Turnover in the 12 months preceding the product shortage

Source: Pharmacy turnover data, Healthware analysis

Highest growth, November 2022 vs. 6-month average

Ranking	Brand	Reimbursement
1	RYBELSUS	122 661 187 HUF
2	JAKAVI	101 238 904 HUF
3	ELIQUIS	88 347 411 HUF
4	KOSELUGO	49 365 153 HUF
5	KISQALI	49 335 358 HUF
6	POLIVY	45 520 834 HUF
7	ZARZIO	45 290 093 HUF
8	VITAMIN D3	43 160 539 HUF
9	XULTOPHY	38 099 796 HUF
10	MILUMIL	37 172 458 HUF

Source: Pharmacy turnover data, Healthware analysis