

News, current issues

- News: If they get sick, Hungarians die quickly >>
- News: Changes affecting pharmaceutical supply in 2024 >>
- News: Political interest may dictate the concession of institutional pharmaceutical supply >>

Macro approach to financing healthcare and medicinal products

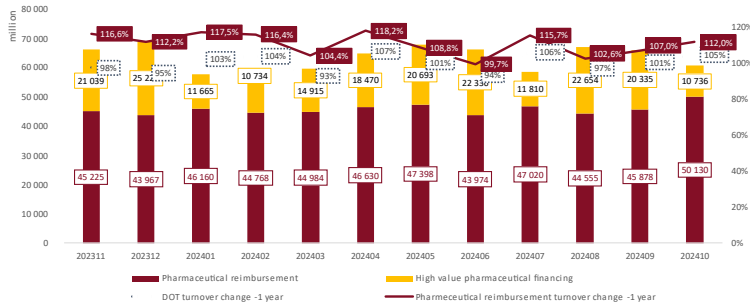
Balance of the Health Insurance Fund (HUF), October 2024

Standard	8 044 M	12,1%
Indication based	16 051 M	7,5%
Indication b. 100%	21 971 M	9,7%
NPP	4 063 M	8,6%
Pharmacy	50 130 M	9,3%
High value	10 736 M	-47,2%
Total	60 866 M	-8,1%

Source: Healthware analysis based on NHIFA data

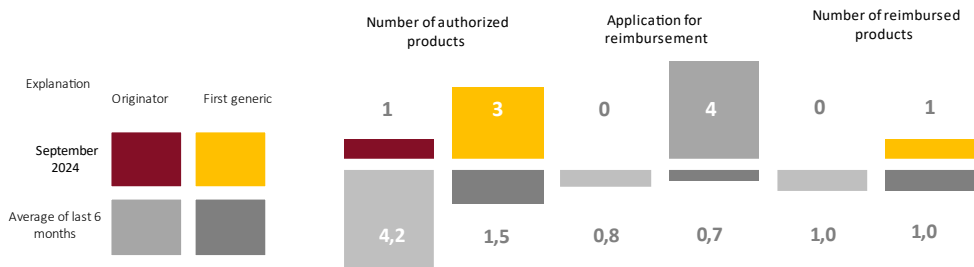
Dynamics of the sales/circulation of prescription-only-medicine

Pharmacy DOT turnover



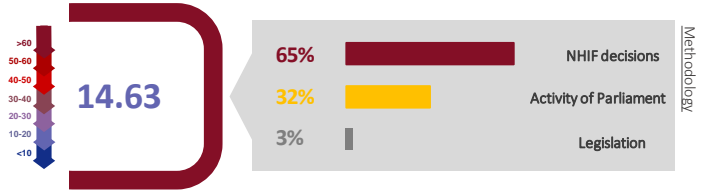
Source: Healthware analysis based on NHIFA data

Changes to subsidized medicinal product categories, October 2024



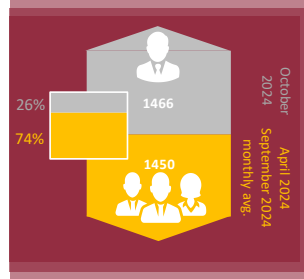
Source: Healthware analysis based on NHIFA data

Decision-making index, October 2024

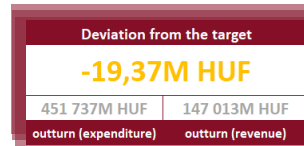


Methodology

Average number of medical sales reps

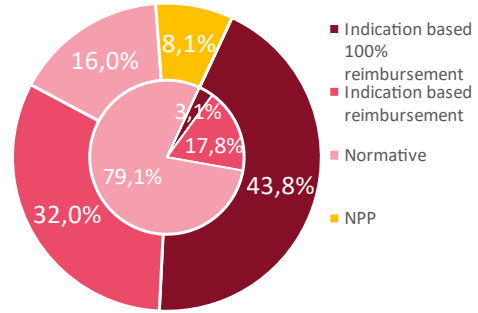


Share of doctors and others
Source: NHIFA data, Healthware analysis



Source: Healthware analysis based on NHIFA data

Pharmacy reimbursement turnover



Source: Healthware analysis based on NHIFA data

Outer circle: reimbursement turnover
Inner circle: DOT turnover

* The value of social welfare prescriptions is shown under the relevant title

Product offering

Legislation follow up

In the recent years Hungarian pharmaceutical market is characterized by rapidly changing and growing number of regulation instruments, as well as constant system transformations. Healthware Regulatory Compliance is a service in order to support companies with up-to date and comprehensive information in this complex legal environment.

In the framework of regulatory compliance service, immediate alerts October be sent in the form of e-mails about the relevant legal changes along with a report in order to compare the previous state with the amended one and an interpretation, in an intelligible form.

More about the services: [link](#)



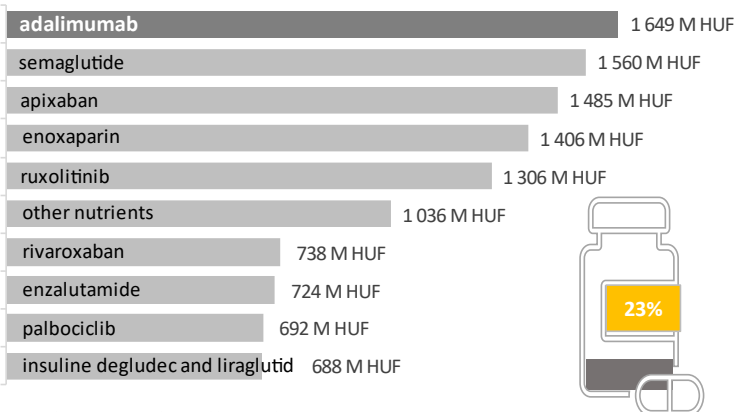
Subscribe

You can unsubscribe from the newsletter by sending an e-mail to iroda@healthware.hu



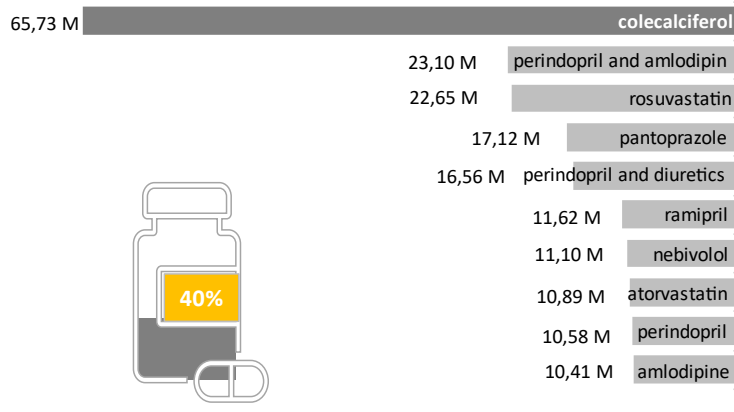
Toplists of reimbursement and number of patients, October 2024

TOP 10 ATCs by all reimbursement paid



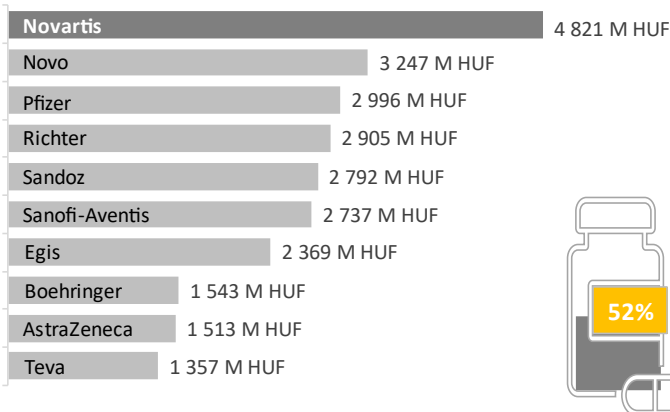
Source: Pharmacy turnover data, Healthware analysis

TOP 10 DOT by all reimbursement paid



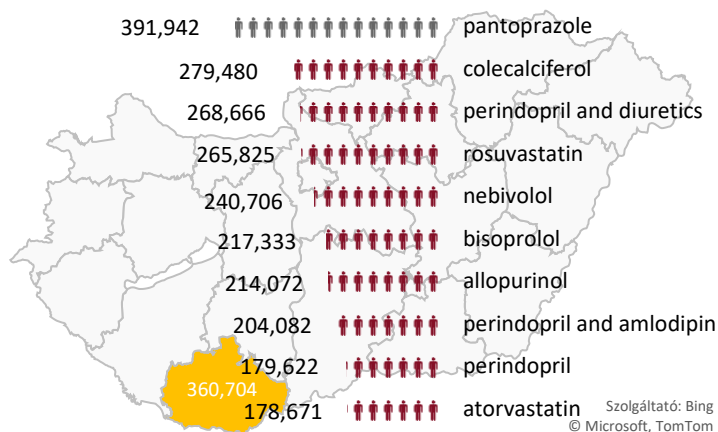
Source: Pharmacy turnover data, Healthware analysis

TOP 10 distributors by all reimbursement paid



Source: Pharmacy turnover data, Healthware analysis

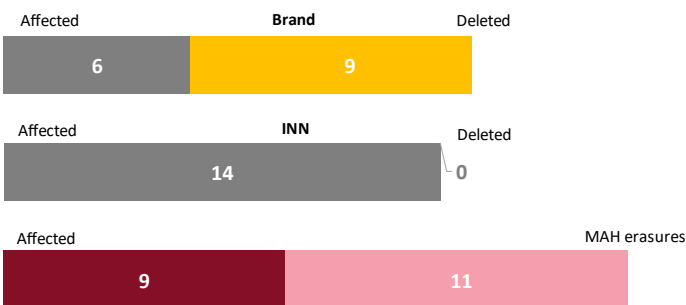
TOP 10 patient turnover by all reimbursement paid



Source: Pharmacy turnover data, Healthware analysis

Substitutable products, October 2024

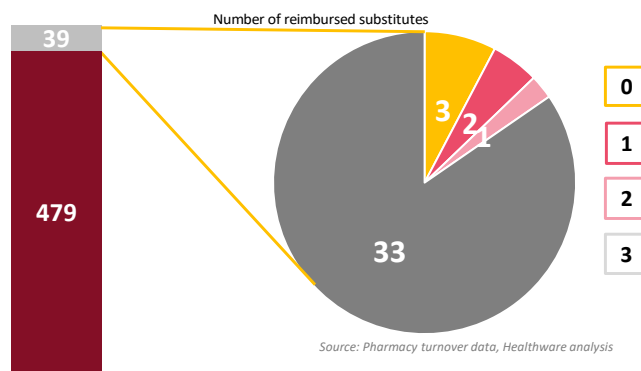
Within product deletions, marketing authorization (MAH) erasures were distinguished. We also examined the active substances and brands affected in the procedure. These were divided into two groups according to whether the brand or active substance was completely removed from the formulary or whether there remained (affected) at least one product that belonged to the active substance or brand.



Source: Pharmacy turnover data, Healthware analysis

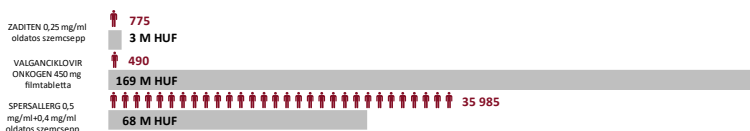
Product shortages

The graph shows the distribution of the reimbursed product shortage list. 479 products had been on the list before October 2024, compared to 39 new product added to the list in the month under review. The newly listed products were grouped according to the number of reimbursed substitutes. Based on this criterion, 4 groups were formed: products with 3 or more, exactly 2, exactly 1 and 0 reimbursed substitutes.



Source: Pharmacy turnover data, Healthware analysis

Product shortage – Turnover data for preparations without equivalent* substitute**



*Equivalent substitutes established by the National Centre for Public Health and Pharmacy

**Turnover in the 12 months preceding the product shortage

Source: Pharmacy turnover data, Healthware analysis

Highest growth, October 2024 vs September 2024 in HUF

Ranking	Brand	Reimbursement increment	%*	
1	SANDOZ	HYRIMOZ	458 059 265 HUF	106%
2	EGIS Egyszergy. Ért. Minőség.	COVEREX	134 096 280 HUF	144%
3	NOVARTIS	JAKAVI	124 547 684 HUF	108%
4	Bristol Myers Squibb	ELIQUIS	117 086 424 HUF	108%
5	sanofi	CLEXANE	100 249 153 HUF	106%
6	Roche	OCREVUS	92 271 741 HUF	132%
7	EGIS Egyszergy. Ért. Minőség.	COVERCARD	90 626 566 HUF	121%
8	astellas	XTANDI	80 719 830 HUF	111%
9	MERCK	MAVENCLAD	69 639 429 HUF	111%
10	Roche	RYBELSUS	68 704 390 HUF	116%

*Compared to the average of the 6 months preceding the reference month
Source: Pharmacy turnover data, Healthware analysis