

News, current issues

- News** Immediate hospital care is inaccessible to three-quarters of the population >>
- News** The birth rate is declining, even private maternity clinics are struggling >>
- News** The Secretary of State for Health spoke out about the collapse of the EESZT: this is why prescriptions cannot be accessed – but he made a promise >>

Macro approach to financing healthcare and medicinal products

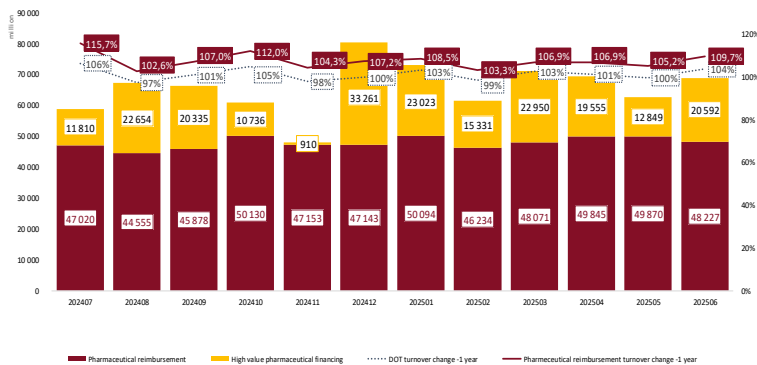
Balance of the Health Insurance Fund (HUF), June 2025

Standard	7 394 M		-3,2%
Indication based	15 719 M		-4,7%
Indication b. 100%	20 890 M		-2,0%
NPP	4 224 M		-4,6%
Pharmacy	48 227 M		-3,3%
High value	20 592 M	60,3%	
Total	68 819 M	9,7%	

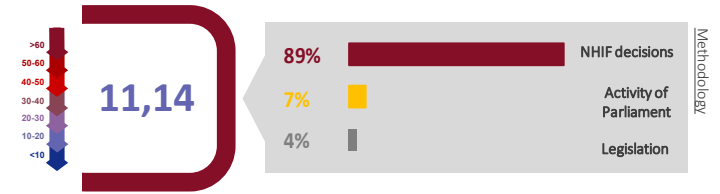
Source: Healthware analysis based on NHIFA data

Dynamics of the sales/circulation of prescription-only-medicine

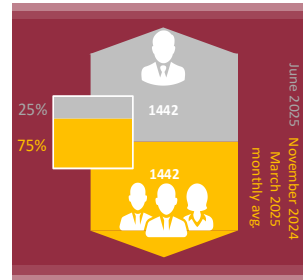
Pharmacy DOT turnover



Decision-making index, June 2025



Average number of medical sales reps

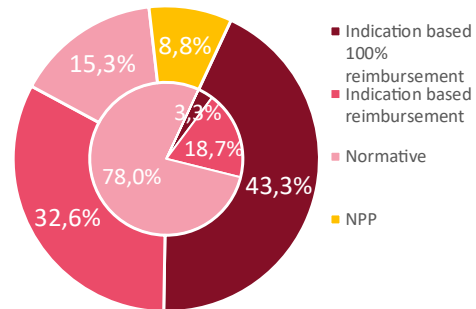


Share of doctors and others
Source: NHIFA data, Healthware analysis

Deviation from the target	
-14,61M HUF	
287 160M HUF	69 907M HUF
outturn (expenditure)	outturn (revenue)

Source: Healthware analysis based on NHIFA data

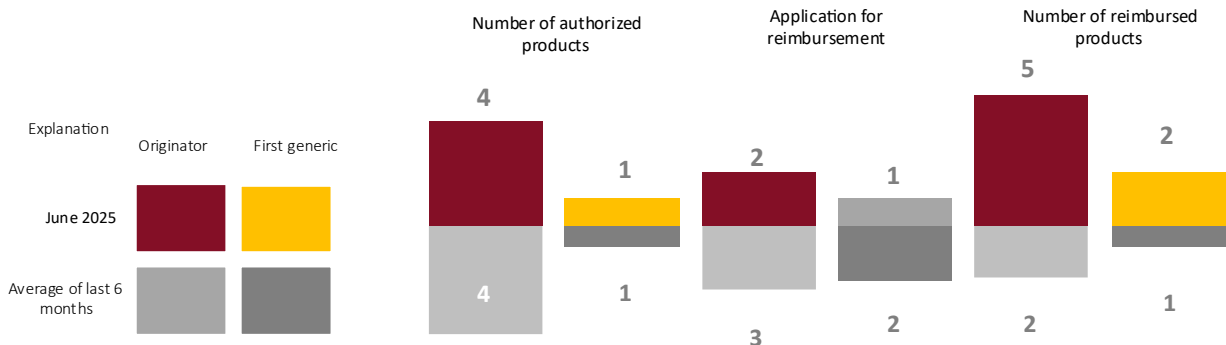
Pharmacy reimbursement turnover



Outer circle: reimbursement turnover
Inner circle: DOT turnover

* The value of social welfare prescriptions is shown under the relevant title

Changes to subsidized medicinal product categories, June 2025



Source: Healthware analysis based on NHIFA data

Product offering

Legislation follow up

In the recent years Hungarian pharmaceutical market is characterized by rapidly changing and growing number of regulation instruments, as well as constant system transformations. Healthware Regulatory Compliance is a service in order to support companies with up-to date and comprehensive information in this complex legal environment.

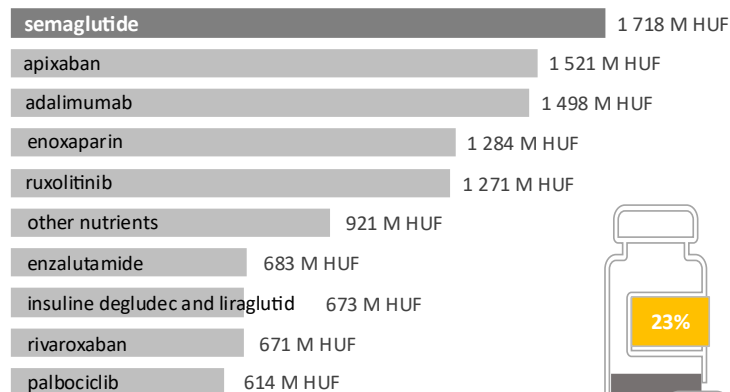
In the framework of regulatory compliance service, immediate alerts December be sent in the form of e-mails about the relevant legal changes along with a report in order to compare the previous state with the amended one and an interpretation, in an intelligible form.

More about the services: [link](#)



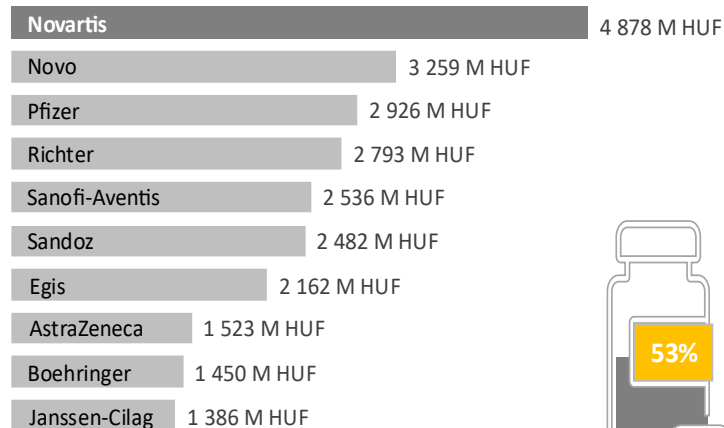
Toplists of reimbursement and number of patients, June 2025

TOP 10 ATCs by all reimbursement paid



Source: Pharmacy turnover data, Healthware analysis

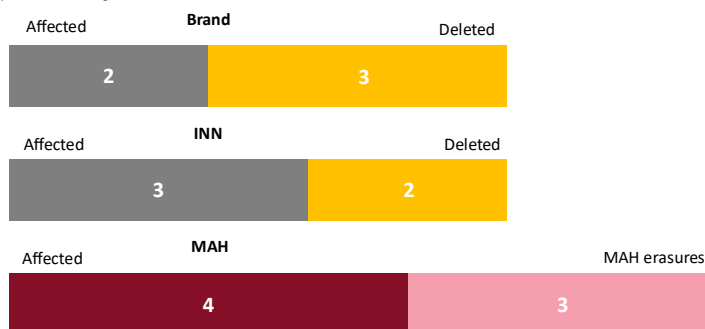
TOP 10 distributors by all reimbursement paid



Source: Pharmacy turnover data, Healthware analysis

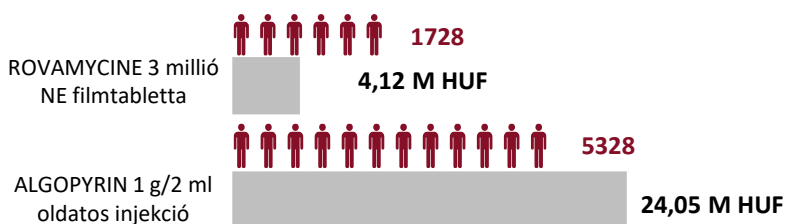
Substitutable products, June 2025

Within product deletions, marketing authorization (MAH) erasures were distinguished. We also examined the active substances and brands affected in the procedure. These were divided into two groups according to whether the brand or active substance was completely removed from the formulary or whether there remained (affected) at least one product that belonged to the active substance or brand.



Source: Pharmacy turnover data, Healthware analysis

Product shortage – Turnover data for preparations without equivalent* substitute**

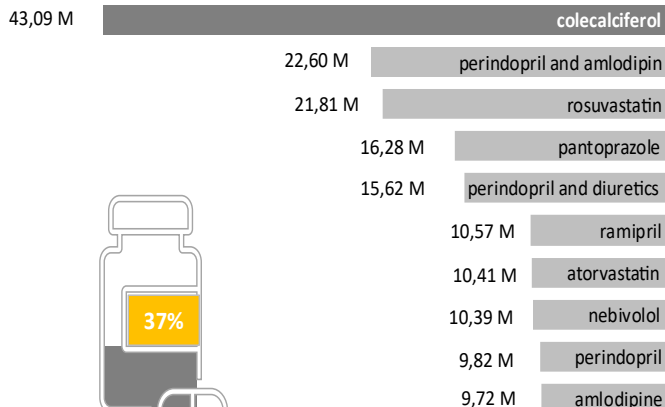


*Equivalent substitutes established by the National Centre for Public Health and Pharmacy

**Turnover in the 12 months preceding the product shortage

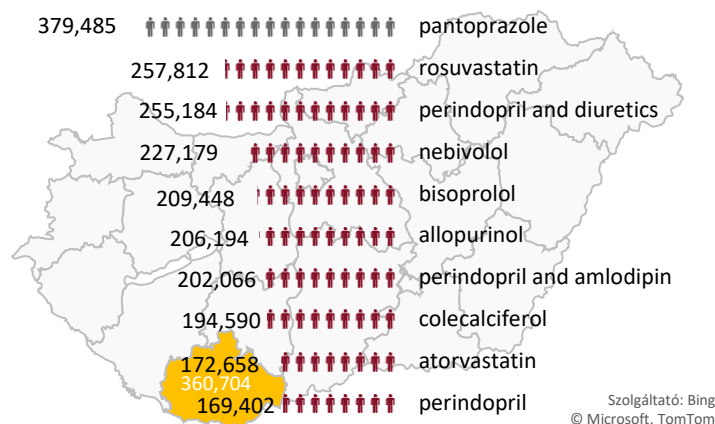
Source: Pharmacy turnover data, Healthware analysis

TOP 10 DOT by all reimbursement paid



Source: Pharmacy turnover data, Healthware analysis

TOP 10 patient turnover by all reimbursement paid

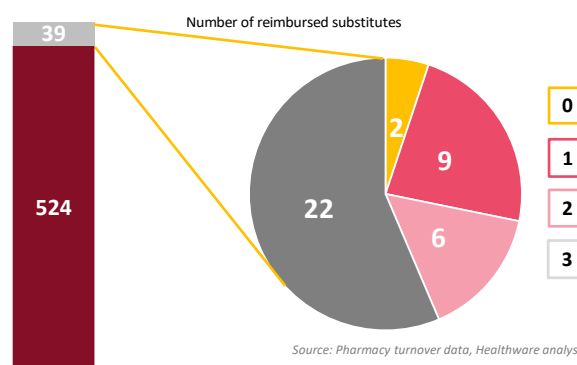


Szolgáltató: Bing
© Microsoft, TomTom

Source: Pharmacy turnover data, Healthware analysis











Product shortages

The graph shows the distribution of the reimbursed product shortage list. 524 products had been on the list before June 2025, compared to 39 new product added to the list in the month under review. The newly listed products were grouped according to the number of reimbursed substitutes. Based on this criterion, 4 groups were formed: products with 3 or more, exactly 2, exactly 1 and 0 reimbursed substitutes.



Source: Pharmacy turnover data, Healthware analysis

Highest growth, June 2025 vs May 2025 in HUF

Ranking	Brand	Reimbursement increment	%*
1	 OZEMPIC	484 741 296 HUF	159%
2	 CHEPLAPHARM	65 892 854 HUF	96%
3	 LEADIANT	64 288 854 HUF	205%
4	 KOSLUGO	57 128 261 HUF	105%
5	 MAVENCLAD	46 653 896 HUF	126%
6	 LEQVIO	45 782 001 HUF	114%
7	 LEMTRADA	37 817 440 HUF	157%
8	 MYLOTARG	32 425 267 HUF	122%
9	 PROLIA	29 519 603 HUF	112%
10	 CAMZYOS	28 824 823 HUF	185%

*Compared to the average of the 6 months preceding the reference month
Source: Pharmacy turnover data, Healthware analysis