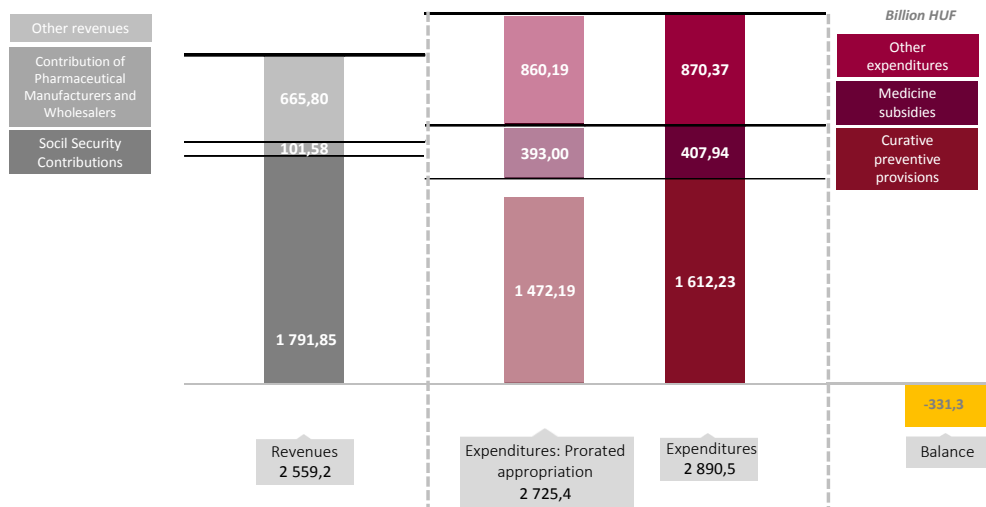


News, current issues

- News** Life-saving therapies expected to be included - Innovative pharmaceutical industry is ready >>
- News** Exceptional authorization for vaccines will be considered in the EU >>
- News** € 5.1 billion will be allocated to EU health programs >>

Macro approach to financing healthcare and medicinal products

Balance of the Health Insurance Fund, December 2020



Source: Healthware analysis based on NHIFA data

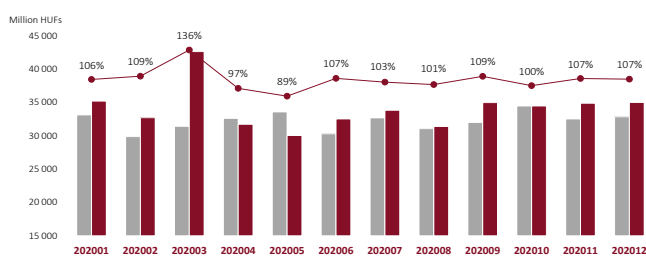
Dynamics of the sales/circulation of prescription-only-medicine

Pharmacy DOT turnover



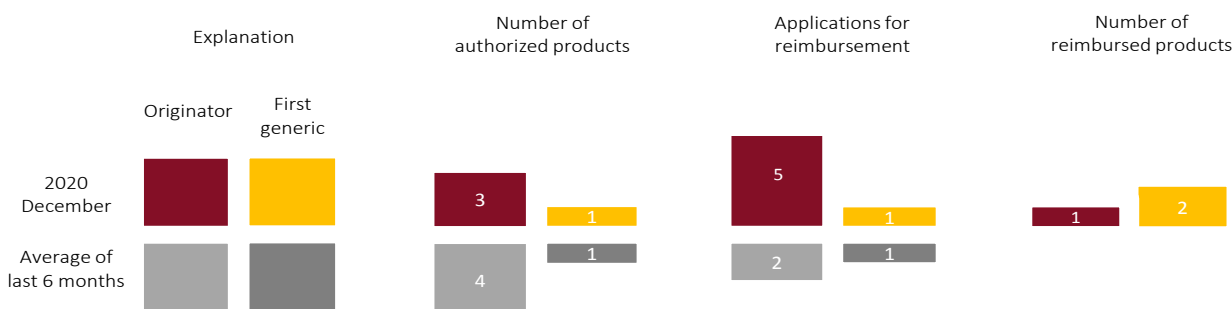
Source: Healthware analysis based on NHIFA data

Pharmacy reimbursement turnover



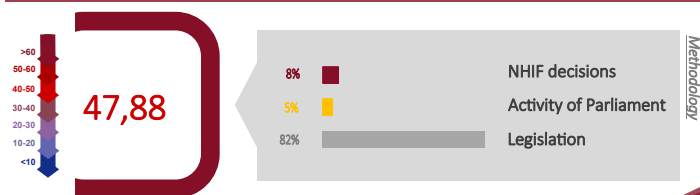
Source: Healthware analysis based on NHIFA data

Changes to subsidized medicinal product categories, December 2020



Source: Healthware analysis based on NHIFA data

Decision-making index, December 2020



Product offering

Survey of references, meta-analysis

We collect the available information, evidence in related articles, directives, studies, research.

As the first step of systematic research of the scientific literature we define the relevant keywords. Then we present the evidence charts, it is followed by organization and comparative analysis.

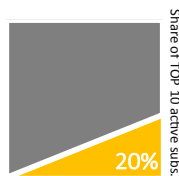

We are able to make an exact summary of the results with statistical methods, which is based on the systematic research of scientific literature that led to compiling the parameters of evidence charts.

More details: [link](#)

Market data

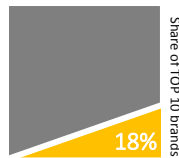
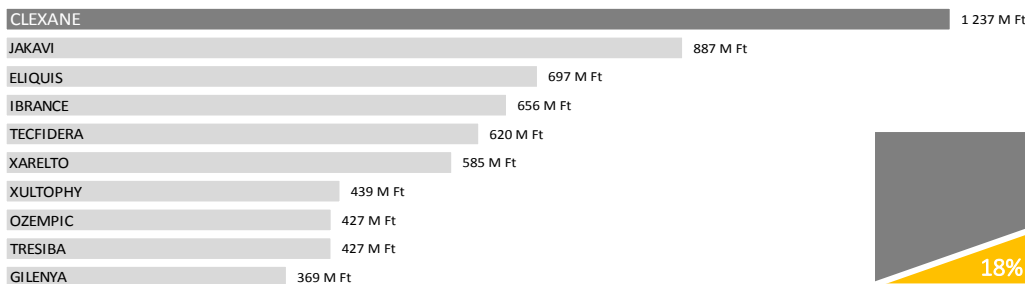
Toplists of reimbursement and number of patients, December 2020

TOP 10 ATCs by all reimbursement paid



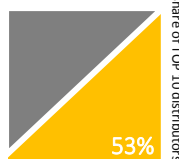

Source: Pharmacy turnover data, Healthware analysis

TOP 10 brands by all reimbursement paid



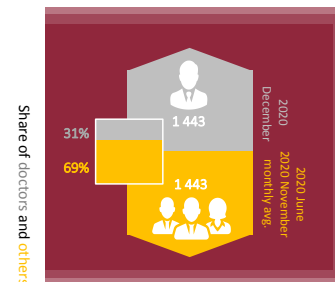
Source: Pharmacy turnover data, Healthware analysis

TOP 10 distributors by all reimbursement paid



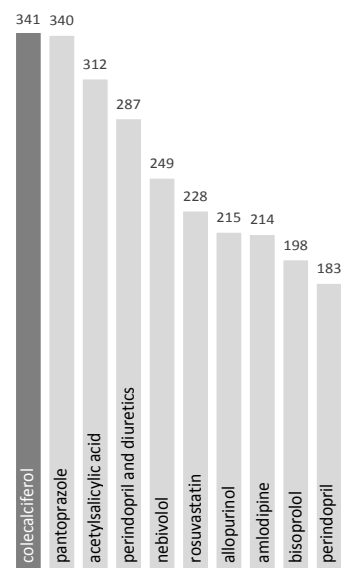
Source: Pharmacy turnover data, Healthware analysis

Average number of medical sales reps



Share of doctors and others

Source: NHIFA data, Healthware analysis
TOP 10 active substances by number of patients (thousand patients)



Source: Pharmacy turnover data, Healthware analysis

